


match up

sedus







SIMPLY PERFECT
A CLEAR-CUT
DECISION!

For over 130 years, Sedus has been synonymous with innovative office furniture which not only supports work at and around the desk, but also makes it more productive. Take, for example, Sedus "match up". A swivel chair with a built-in sense of well-being to allow you to get down to work. The large selection of ergonomic features to meet all requirements ensures flexible and efficient use in every single room. The enduring quality not only looks good on your company's books but is also good for the environment too. And all that at a price which makes choosing perfection from Sedus even easier.



Perfect functionality whatever the function.

Wherever and whenever used, Sedus match up is a match for every single challenge. Be it high-concentration work in the back office or efficient meetings in the team office: The flowing design and fully upholstered backrest not only guarantee great sitting comfort but

also help employees and guests to feel at ease. Numerous options, such as, for example, a depth-adjustable lumbar support or head-rest offer individual features for every user.






A high-flyer with added extras.

With its intelligent ergonomics and the fact that it optimally adapts to the body, Sedus match up creates the best possible working conditions. The patented Sedus "Similar" mechanism enables constant movement and promotes healthy, dynamic sitting. The patented quick adjustment feature offers noticeably more comfort: The backrest pressure can be simply and easily adjusted to suit individual requirements.



Intuitive operation.

With the distinctive square in the back section, the height of the backrest can be adjusted by up to 80 mm with a single hand movement.



Depth-adjustable lumbar support.

Simple and easy to operate; ensures optimal forward curvature of the backrest upholstery.




Seat tilt.

Extremely fine adjustment of the seat tilt between 0° and 4° ensures optimal sitting comfort.



Sliding seat.

The seat depth can be decreased by up to 20 mm or increased by up to 40 mm by simply sliding.



Headrest.

The height and tilt of the headrest can be adjusted to suit all heights and working postures.



Armrests.

Two versions are available: Basic armrests with height adjustment and 3D adjustable armrests with Softtouch finish.

An overview of the match up family:



Swivel chair with height-adjustable armrests, black plastic base



Swivel chair with height-adjustable armrests, white aluminium base



Swivel chair with 3D adjustable armrests, polished aluminium base, headrest



4-leg model, chromed frame



4-leg model with castors, upholstered backrest, chromed frame



4-leg model, stackable as standard (up to 3 high)



Cantilever chair, chromed frame

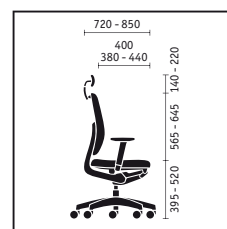
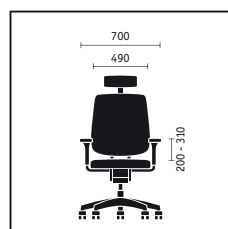
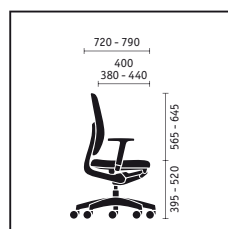
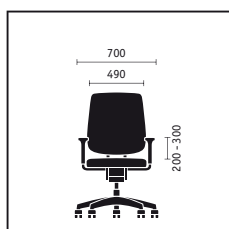
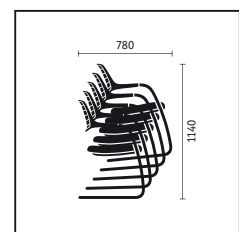
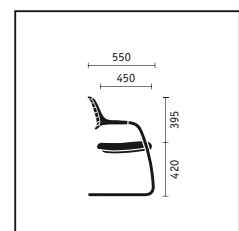
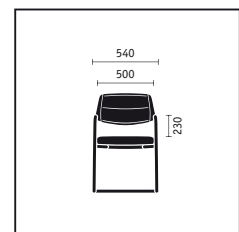
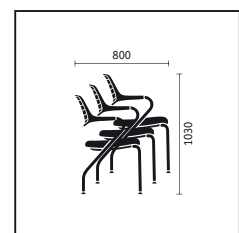
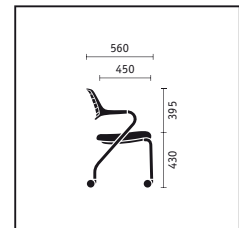
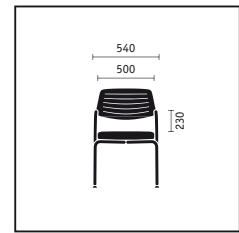


Cantilever chair, upholstered backrest, chromed frame



Cantilever chair, optionally stackable (up to 5 high)

	Swivel chair	4-leg model	Cantilever chair
Seat mechanisms			
"Similar" mechanism	■		
"Similar" mechanism with seat tilt adjustment	□		
Backrest technical features			
Height-adjustable backrest	■		
Depth-adjustable lumbar support	□		
Backrest pressure setting with quick adjustment	■		
Seat height adjustment			
Gas lift mechanism with mechanical depth springing	■		
Gas lift mechanism	□		
Frame versions			
Plastic base in black	■		
Aluminium base, powder-coated in black	□		
Aluminium base, powder-coated in white aluminium	□		
Aluminium base, polished	□		
Steel frame, powder-coated in black		■	■
Steel frame, powder-coated in white aluminium		□	□
Steel frame, chromed		□	□
Upholstery			
Upholstered seat and backrest	■	■	■
Upholstered seat, non-upholstered backrest		□	□
Model colour (mechanism and plastic parts)			
Black	■	■	■
Armrests			
Without armrests	□		
Height-adjustable armrests	■		
3D adjustable armrests with Softtouch finish	□		
Integrated armrests with plastic finish		■	■
Features			
Headrest with adjustable height and tilt	□		
Sliding seat (with 60 mm depth adjustment)	□		
Contrasting shade for backrest upholstery	□	□	□
Hard castors for soft floors	■	□	
Soft castors for hard floors	□	□	
Stainless steel glides		■	
Plastic glides		□	□
Felt glides		□	□
Stackable		■	□
■ standard □ optional			



Further information and planning data are available to download at: www.sedus.com



**For a good working environment.
Right around the globe.**



At Sedus, a sense of responsibility towards the environment forms a key part of our corporate principles, which are binding for all employees and suppliers. Sedus was the first company in the industry to introduce an eco-management system conforming to the guidelines of the European

Union and, since 2001, has been certified to the international environmental standard ISO 14001 and only uses Toxproof materials. Yet the most important contribution to long-term environmental protection is above all: Sedus quality, which guarantees a long and successful product life.



www.sedus.com